






Working towards healthy, self-sustaining populations for all Atlantic coast fish species or successful restoration well in progress by the year 2015

ASMFC STOCK STATUS OVERVIEW

AMERICAN EEL
AMERICAN LOBSTER
AMERICAN SHAD
ATLANTIC CROAKER
ATLANTIC HERRING
ATLANTIC MENHADEN
ATLANTIC STRIPED BASS
ATLANTIC STURGEON
BLACK SEA BASS
BLUEFISH
HORSESHOE CRAB
NORTHERN SHRIMP
RED DRUM
SCUP
SPANISH MACKEREL
SPINY DOGFISH
SPOT
SPOTTED SEATROUT
SUMMER FLOUNDER
TAUTOG
WEAKFISH
WINTER FLOUNDER















This document provides an overview of stock status for the Commission's 22 managed species or species groups. Graphs contain the most recent information available and have been vetted through the relevant species technical committee. Where biomass data is lacking, other fishery indicators are used (i.e., landings, fishing mortality rates). Time frames differ based on data availability.

REVISED: 8/07

QUICK GUIDE TO ASMFC SPECIES STOCK STATUS

(CURRENT AS OF August 2007)











√ = Healthy
↑ = Rebuilding
↓ = Depleted
? = Unknown

STATUS/TRENDS	SPECIES		OVERFISHED	OVERFISHING	REBUILDING STATUS & SCHEDULE
√		Atlantic Striped Bass	N	N	Rebuilt since 1995
√		Atlantic Herring	N	N	Rebuilt
√		Atlantic Menhaden	N	N	Rebuilt
√	 Winter Flounder	Gulf of Maine	N	N	Rebuilt
↓		So. New England/Mid-Atlantic	Y	Y	To be rebuilt by 2015
√	 American Lobster	Gulf of Maine	N	N	Gulf of Maine and Georges Bank stocks rebuilt Board has initiated management process to develop rebuilding schedule for Southern New England.
√		Georges Bank	N	N	
↓		Southern New England	Depleted	Y	
√	 Atlantic Croaker	Mid-Atlantic	N	N	Mid-Atlantic stock component rebuilt
?		South Atlantic	Unknown	Unknown	
↑		Spanish Mackerel	N	N	Continuing to rebuild until stock biomass > B _{MSY}
↑		Bluefish	N	N	Status based on 2005 assessment; to be rebuilt by 2008
↑		Northern Shrimp	N	N	Management action triggered when F > 0.22 or biomass < 19.8 million lbs.
↑		Spiny Dogfish	N	N	The time necessary to rebuild the female portion of the spawning stock biomass at F = 0.03
↑		Summer Flounder	N	Y	Biomass exceeded threshold in 2005
↑		Atlantic Sturgeon	Y	N	40+ year moratorium; to be rebuilt by ~2038

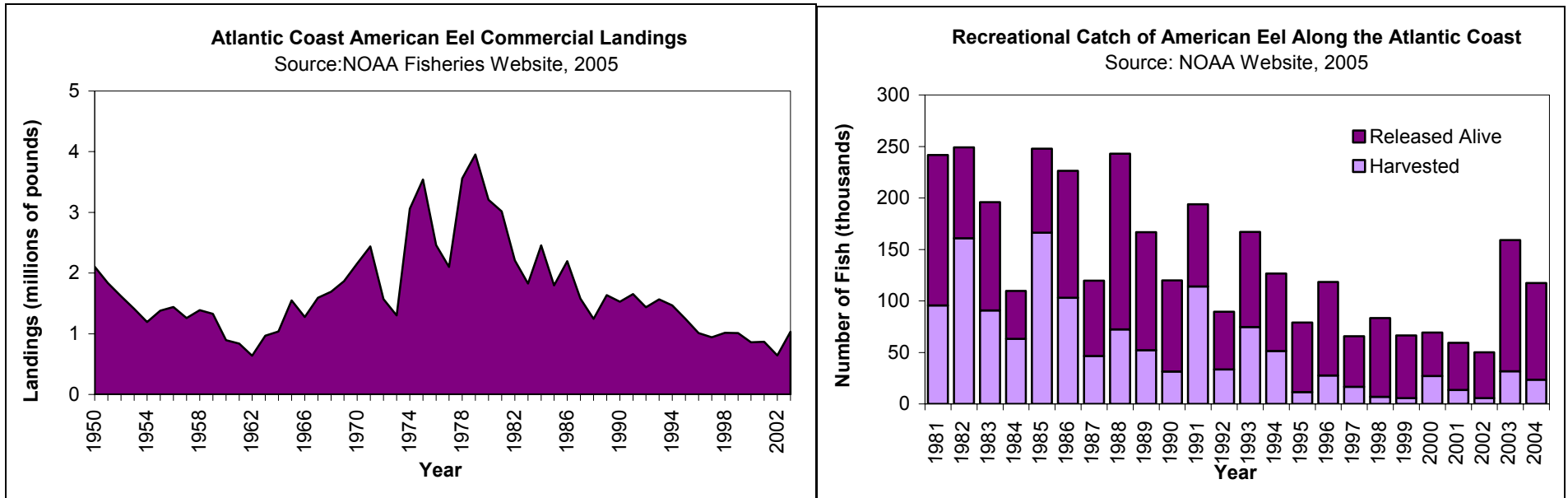
QUICK GUIDE TO ASMFC SPECIES STOCK STATUS

(CURRENT AS OF August 2007)

√ = Healthy
↑ = Rebuilding
↓ = Depleted
? = Unknown

STATUS/ TRENDS	SPECIES	OVERFISHED	OVERFISHING	REBUILDING STATUS & SCHEDULE
↓		Unknown	N	Management Board considering biological reference points to assess overfished status.
↓		Depleted	N	6-year rebuilding period if spawning stock biomass < threshold level
?		Y	Unknown	To be rebuilt by 2010
?		Y	Unknown	No rebuilding schedule
?		Y	Unknown	To be rebuilt by 2010
?		Unknown	Unknown	No rebuilding schedule
?		Unknown	Unknown	No rebuilding schedule
?		Unknown	Unknown	2007 benchmark assessment & peer review pending
?		Unknown	Unknown	No rebuilding schedule
?		Unknown	Unknown	No rebuilding schedule

Overview of Stock Status American Eel, *Anguilla rostrata*



Management Considerations:

Condition: Unknown.

FMP Stock Rebuilding Goals: Protect and enhance the abundance of American eel in inland and territorial waters of the Atlantic states and jurisdiction and contribute to the viability of the American eel spawning population and provide for sustainable fisheries by preventing overharvest.

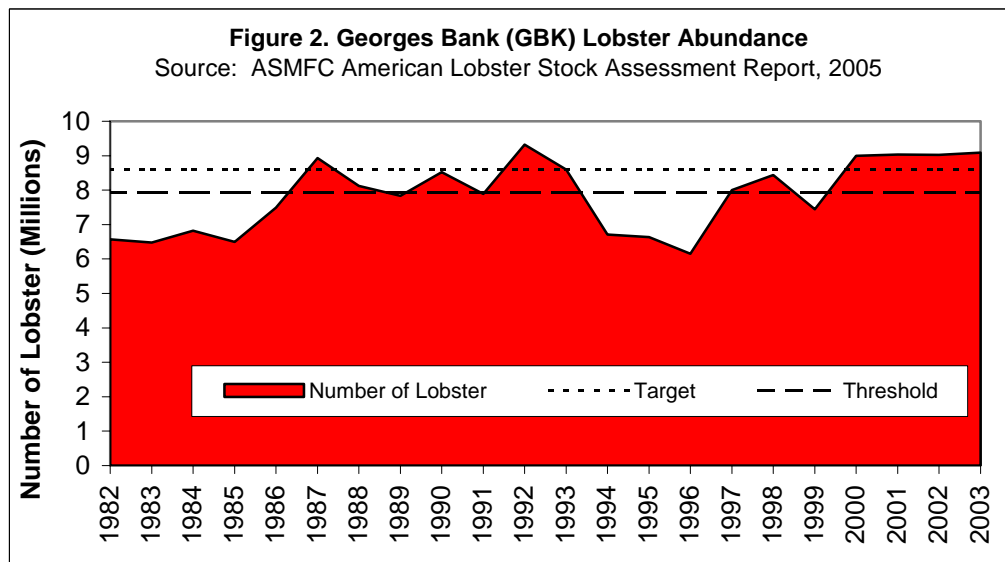
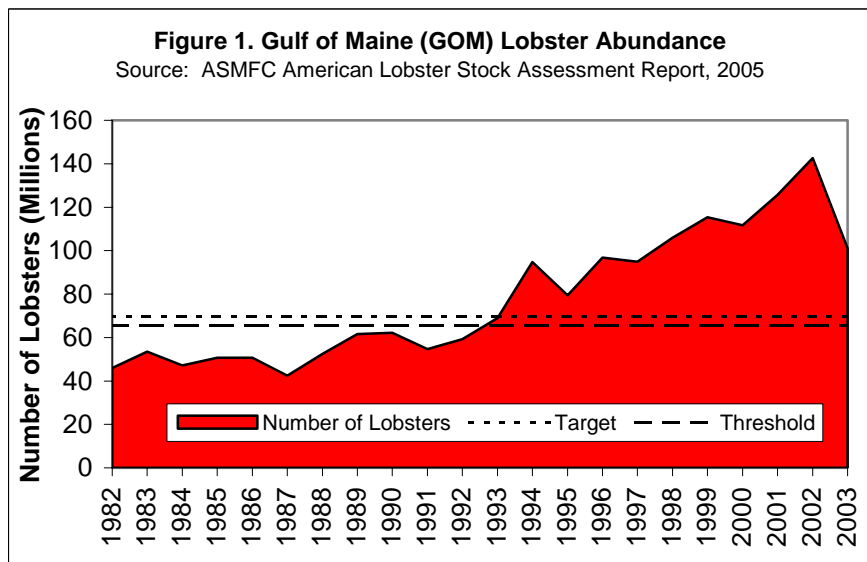
FMP Status:

FMP approved in 2000, implemented in 2001. Addendum I, mandatory reporting of catch and effort data, was approved in February 2006.

Primary Management Measures:

Recreational fisheries are managed by minimum size limits and possession limits. Commercial fisheries are managed by a minimum size limits and other restrictions such as gear restrictions, possession limits and licenses as determined by each state.

Overview of Stock Status American Lobster, *Homarus americanus*



Management Considerations:

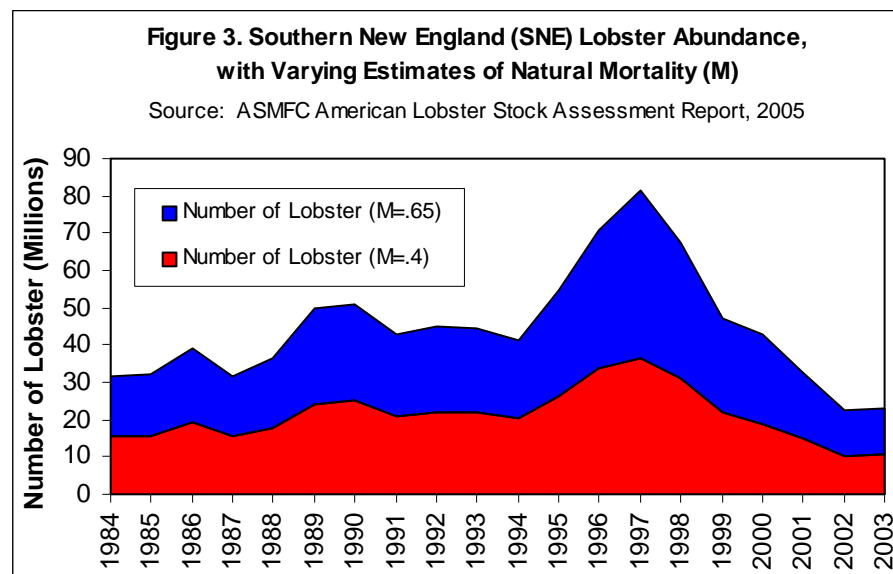
Condition & FMP Stock Rebuilding Goals:

Variable	GOM	GBK	SNE
Fishing Mortality (F)			
Threshold	0.76	0.34	0.82
Target	0.67	0.31	0.74
Recent F (2001- 2003)	0.69	0.29	0.84
Recent F below threshold?	Yes	Yes	No
Recent F near or below target?	Yes	Yes	No
Abundance (Millions of Lobster)			
Threshold	65.58	7.95	22.31
Target	69.62	8.61	23.90
Recent Abundance (2001- 2003)	123.12	9.05	14.01
Recent abundance above threshold?	Yes	Yes	No
Recent abundance near or above target?	Yes	Yes	No

FMP Status:

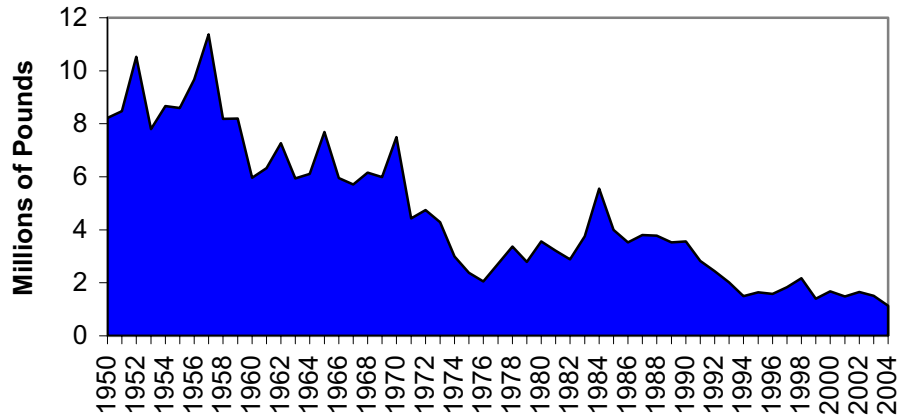
Amendment 3 (Dec 1997) and Addenda I – IX, established 7 management areas and specific management measures to meet the egg rebuilding schedule by 2008. Addendum VIII (February 06) establishes new biological reference points and expands coastwide monitoring and reporting requirements. The Board has initiated management process to develop rebuilding schedule for Southern New England stock, as well as address several issues raised by the 2005 lobster stock assessment, peer review, and Board members to improve lobster management coastwide.

Primary Management Measures: The commercial fishery is primarily controlled through minimum/maximum size limits, trap limits, and v-notching of egg-bearing females.

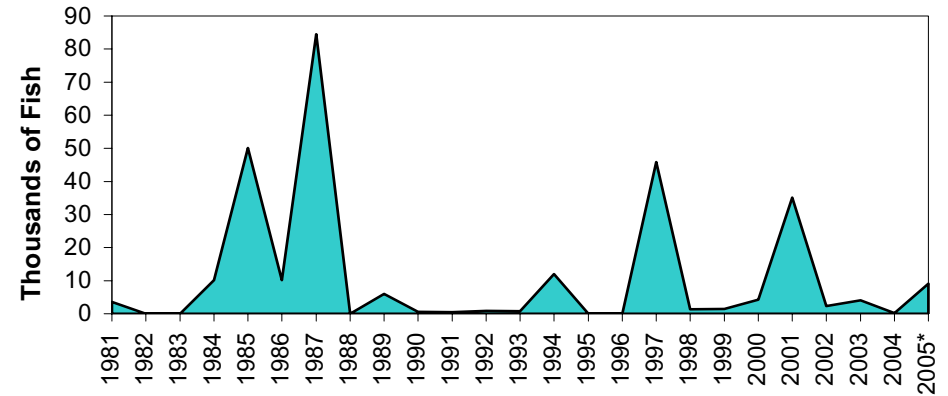


Overview of Stock Status American Shad, *Alosa sapidissima*

American Shad Commercial Landings from US Atlantic Coastal Waters (Source: NOAA Fisheries Website, 2006)



American Shad Recreational Harvest from US Atlantic Coastal Waters (Source: NOAA Fisheries Website, 2006)



* 2005 data is preliminary

Management Considerations:

Condition: Unknown

FMP Stock Rebuilding Goals: Protect, enhance, and restore East Coast migratory spawning stocks of American shad, hickory shad, and river herrings in order to achieve stock restoration and maintain sustainable levels of spawning stock biomass.

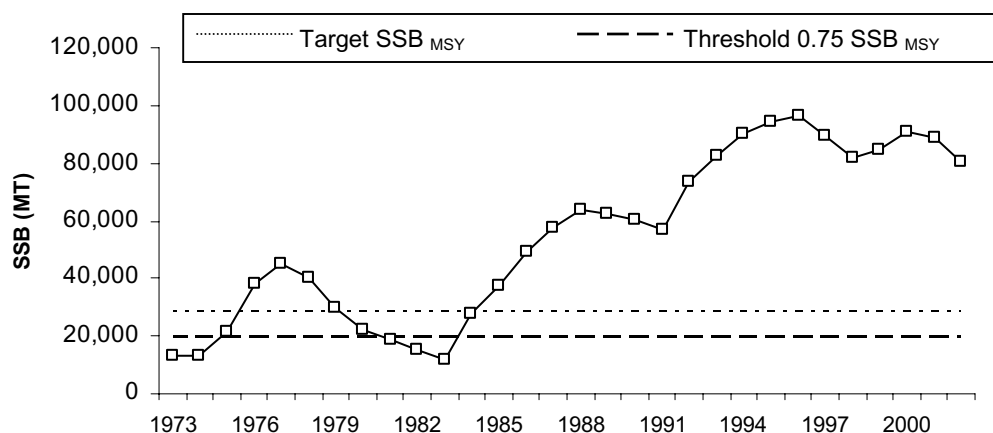
FMP Rebuilding Schedule: None.

FMP Status: FMP approved in 1985. Amendment 1 approved in 1999. Technical Addendum #1 approved in 2000. Addendum I approved in 2002.

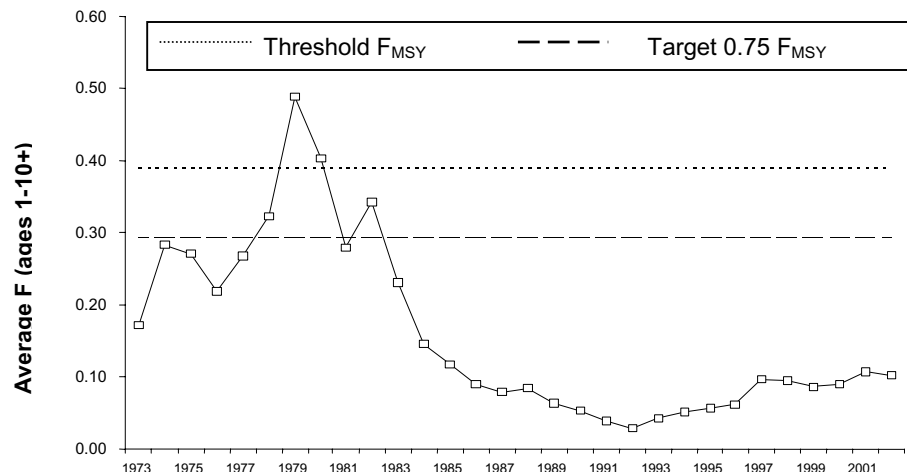
Primary Management Measures: Commercial ocean-intercept fishery for American shad is closed. Limited ocean bycatch of American shad is permitted. States shall not exceed any specified target F suitable for attaining adopted restoration goals. All jurisdictions shall not exceed an aggregate 10 fish daily creel limit in the recreational fisheries for American shad or hickory shad.

Overview of Stock Status Atlantic Croaker, *Micropogonias undulatus*

Atlantic Croaker Spawning Stock Biomass
Source: ASMFC Atlantic Croaker Technical Committee, 2004



Atlantic Croaker Fishing Mortality
Source: ASMFC Atlantic Croaker Technical Committee, 2004



Management Considerations:

Condition: The stock component in the Mid-Atlantic region (North Carolina and north) is not overfished and overfishing is not occurring. The stock status for the South Atlantic stock component (Florida through South Carolina) is unknown.

FMP Stock Rebuilding Goals (Mid-Atlantic only):

Fishing Mortality Rate Target (F target) = 0.29

Fishing Mortality Rate Threshold (F threshold) = 0.39

SSB Target = 28,932 MT

SSB Threshold = 20,252 MT

FMP Rebuilding Schedule:

None; FMP specifies rebuilding schedule will be established if necessary

FMP Status:

Amendment 1 was adopted in November 2005.

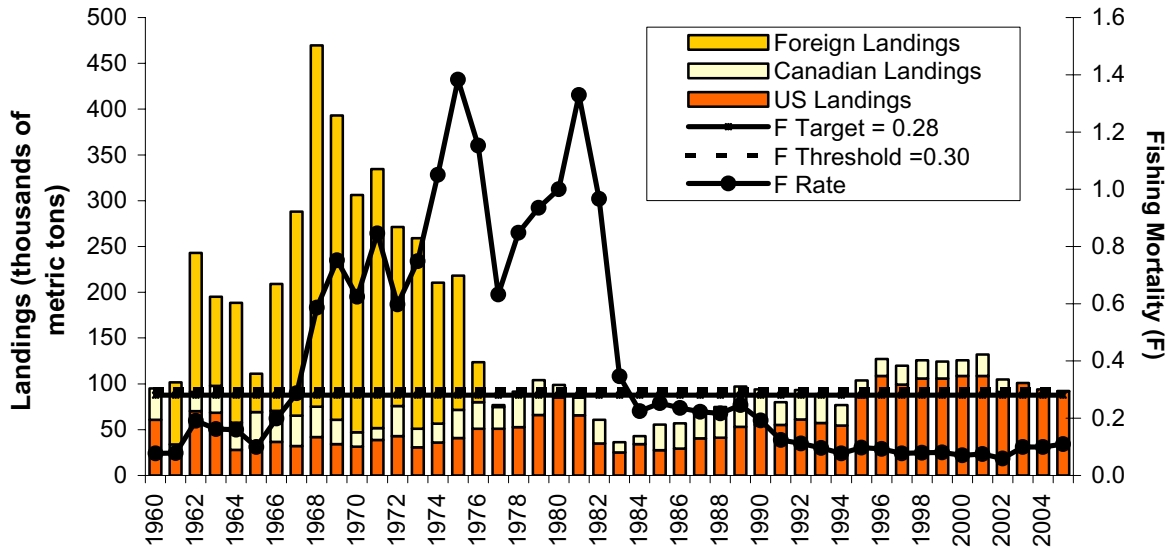
Primary Management Measures:

Amendment 1 established biological reference points for the Mid-Atlantic region. Although the plan does not require states to implement specific management measures, some states have implemented size and bag limits.

Overview of Stock Status Atlantic Herring, *Clupea Harengus*

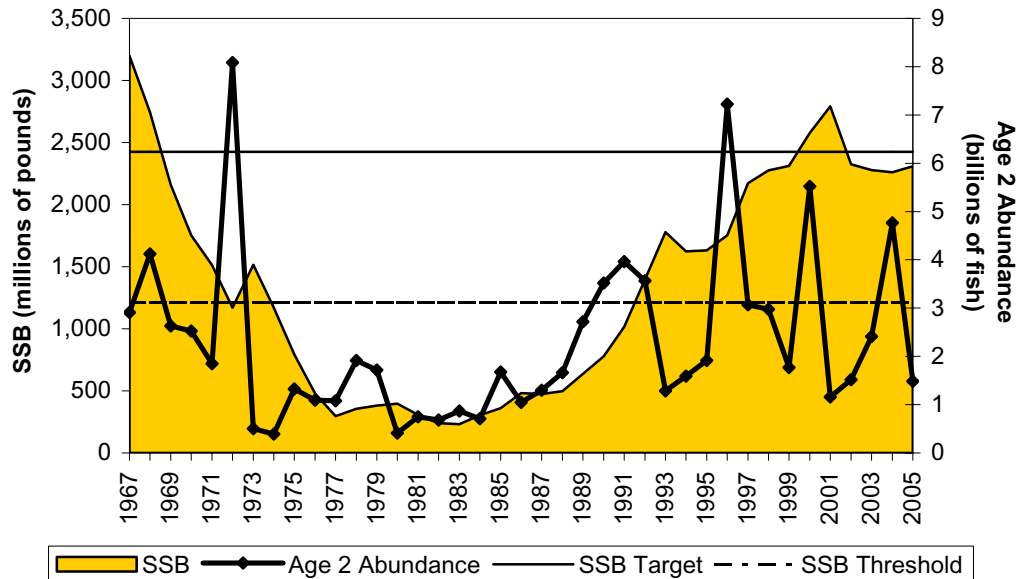
Fishing Mortality and Landings for Atlantic Herring (1959-2005)

Source: Transboundary Resource Assessment Committee, 2003 & 2006



Atlantic Herring Spawning Stock Biomass and Recruitment

Source: Transboundary Resource Assessment Committee, 2006



Management Considerations:

Condition: Not overfished and overfishing is not occurring

FMP Stock Rebuilding Goals (based on TRAC 2006 assessment):

Allowable Biological Catch (ABC) 2007-2009 = 194,000 mt

Biomass Target (B_{MSY}) = 1,100,000 mt

Biomass Threshold ($1/2 B_{MSY}$) = 550,000 mt

Fishing Mortality Target = 0.28

Fishing Mortality Threshold (F_{MSY}) = 0.30

FMP Status:

Amendment 2, approved in January 2006, was developed to achieve optimum yield on a continuing basis for the US fishery and to prevent overfishing of the Atlantic herring resource. In August 2006, the Herring Section approved Technical Addendum I to Amendment 2 to clarify spawning zero tolerances and seasonal closures. Amendment II regulations became effective on January 1, 2007.

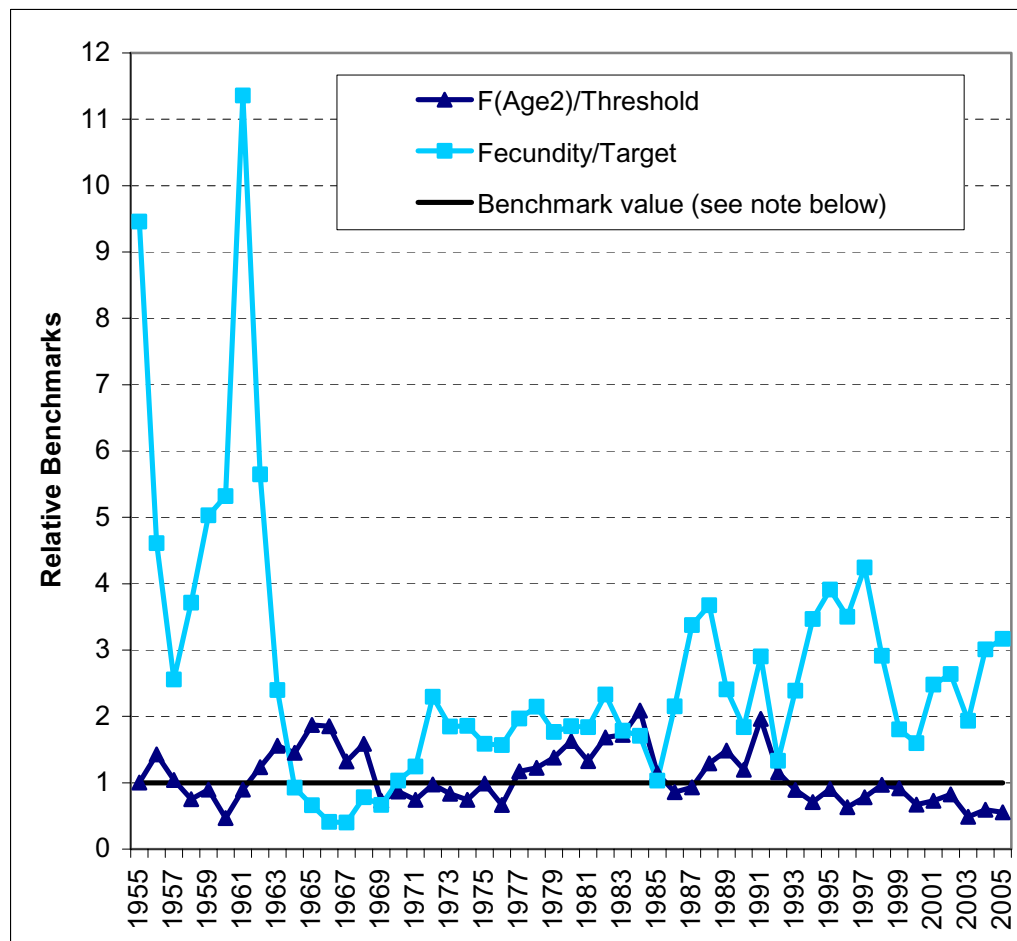
Primary Management Measures:

Annual total allowable catch is determined based on the optimum yield of the coastal stock complex and divided between 3 management areas and 2 sub-areas. Area 1A TAC is divided between 2 seasons (5,000 pounds from January – May; 50,000 pounds from June – December). The Amendment revises management area boundaries, biological reference points, the specification process, research set-asides, internal waters processing operations, and measures to address fixed gear fisheries.

Overview of Stock Status Atlantic Menhaden, *Brevoortia tyrannus*

Atlantic Menhaden Fishing Mortality Relative to Threshold Benchmark ($F_{Age2}/\text{Threshold}$) and Population Fecundity Relative to Target (FEC/Target)*

Source: ASMFC Atlantic Menhaden Technical Committee, 2006



states have implemented more conservation management measures in their waters.

NOTE: The graph provides a relative index of fishing mortality versus its FMP threshold and fecundity (measured in the number of mature ova) versus its FMP target. Management action will be triggered when $F_{Age2}/\text{Threshold}$ is above the relative benchmark value of 1 (as indicated by solid black line) or FEC/Target falls below the relative benchmark value of 1.

Management Considerations

Condition: Not overfished and overfishing is not occurring on a coastwide basis.

FMP Stock Rebuilding Goals:

Fishing Mortality Rate Target (F target) = .75

Fishing Mortality Rate Threshold (F threshold) = 1.18

Fecundity Target = 26.6 trillion maturing or ripe eggs

Fecundity Threshold = 13.3 trillion maturing or ripe eggs

FMP Rebuilding Schedule:

None; FMP specifies rebuilding schedule will be established if necessary.

FMP Status:

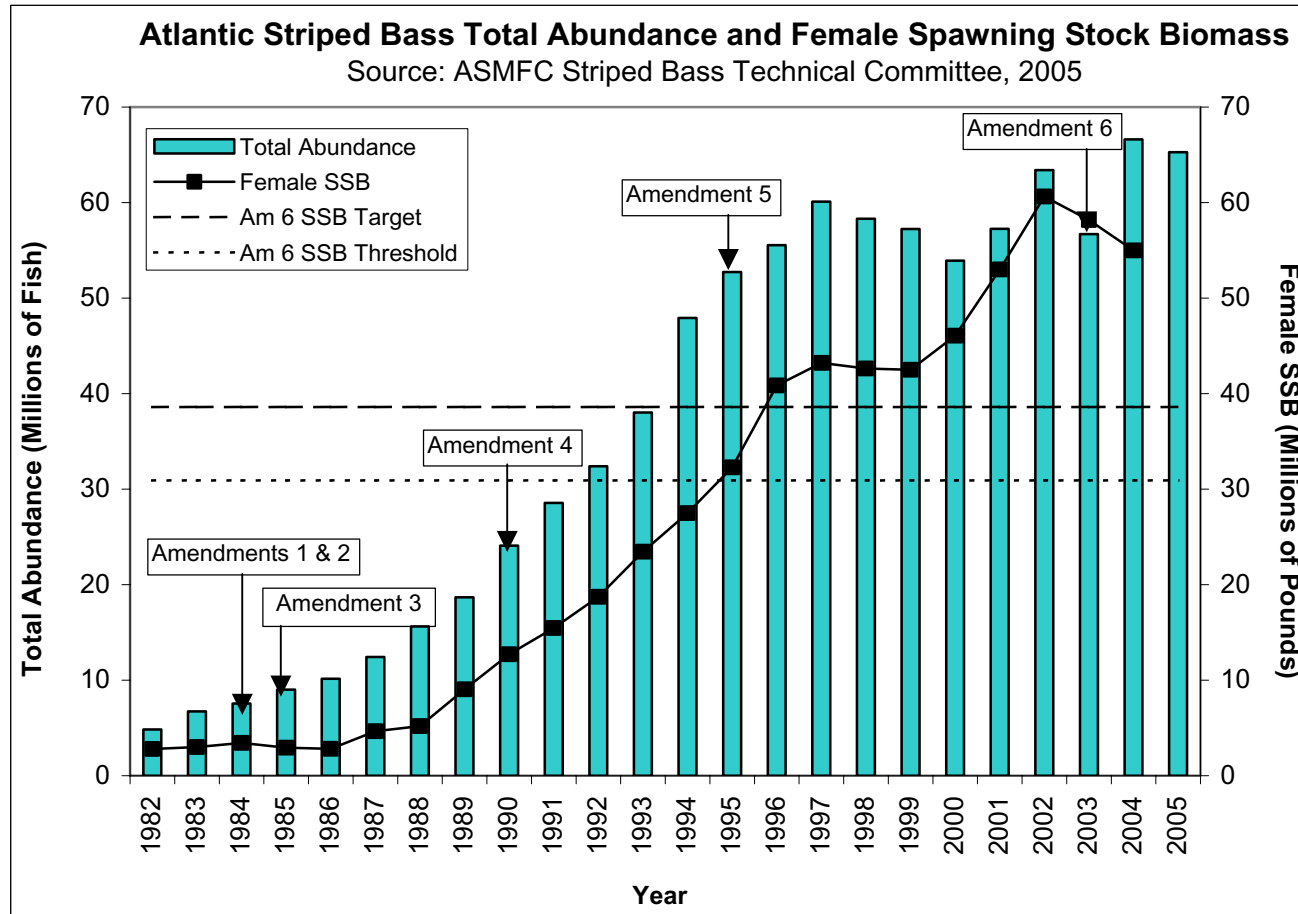
Amendment 1 adopted in June 2001. Addendum I, adopted in August 2004, established new biological reference points and changed the frequency of assessments to every 3 years.

Addendum II, adopted in August 2005, initiated a research program to assess the status of menhaden in Chesapeake Bay. In October 2006, the Board approved Addendum III, which sets a harvest cap in Chesapeake Bay for the reduction fishery and allows annual adjustments for harvest overages and underages.

Primary Management Measures:

Five-year annual cap on reduction fishery landings in Chesapeake Bay. Cap, based on the mean landings from 2001 – 2005, in place from 2006 through 2010. Though not required by the plan, other

Overview of Stock Status Atlantic Striped Bass, *Morone saxatilis*



Management Considerations:

Condition: Not overfished and overfishing is not occurring

FMP Stock Rebuilding Goals:

Fishing Mortality Target = 0.30

Fishing Mortality Threshold = 0.41

Female SSB Target = 38.6 million pounds (17,510 mt)

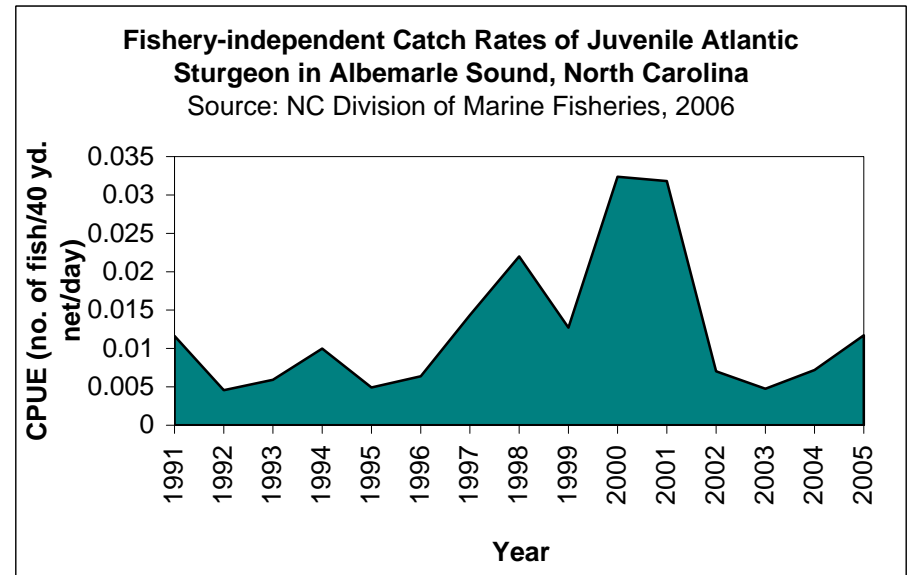
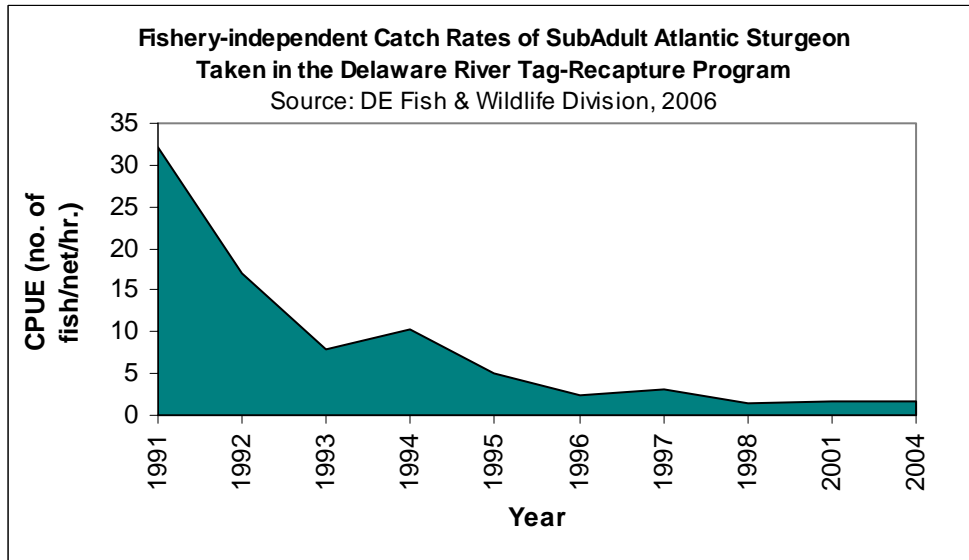
Female SSB Threshold = 30.9 million pounds (14,016 mt)

FMP Status: Amendment 6, approved February 2003, established new biological reference points and includes triggers for Board action. In October 2006, the Board postponed final approval of Draft Addendum I, which proposes the establishment of a data collection program to assess the accuracy of current fishery discard estimates and their overall impact on the striped bass population. The Board will review a revised Draft Addendum II, which may include an angler education program and state incentives, in August 2007.

Primary Management Measures:

The commercial fishery is controlled through state-by-state quotas (for coastal and bay fisheries), minimum size limits, and seasons. The recreational fishery is managed through bag and size limits.

Overview of Stock Status Atlantic Sturgeon, *Acipenser oxyrinchus*



Management Considerations:

Condition: Overfished

FMP Stock Rebuilding Goals: To have at least 20 protected age classes of females in each spawning stock.

FMP Rebuilding Schedule: Approximately 20 to 40 years from initiation of Amendment 1 (1998), depending on a number of factors, including individual spawning stock's maturity rate; longevity; geographic area; and length of prior fishery closures.

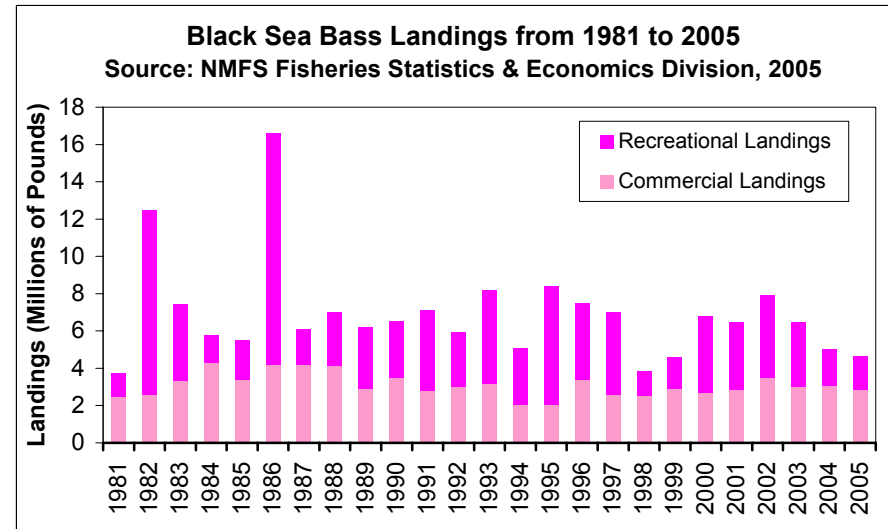
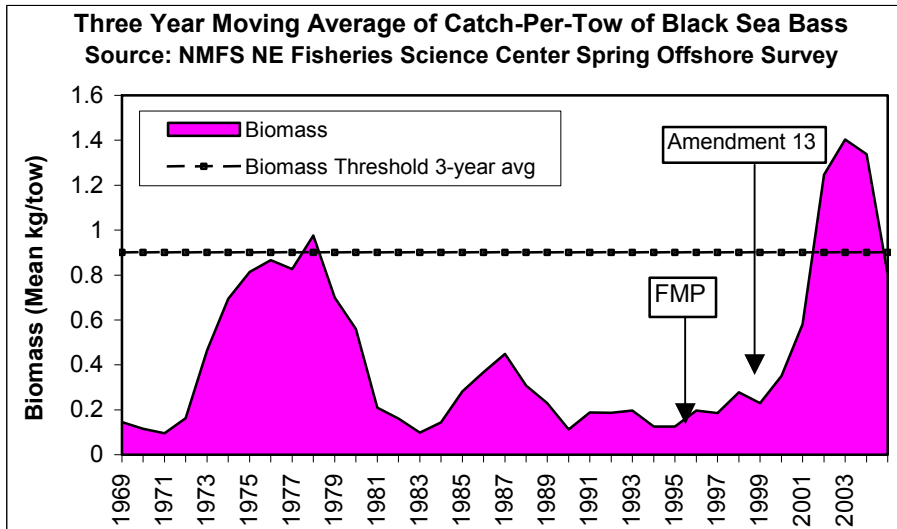
FMP Status:

FMP approved in 1990; Amendment 1 to the FMP approved and implemented in 1998; Addendum I approved and implemented in 2001; Addendum II approved in May 2005; Addendum III approved in November 2006. Combined, all three Addenda permit the importation of non-indigenous Atlantic sturgeon as well as the development of private Atlantic sturgeon aquaculture facilities in Florida and North Carolina.

Primary Management Measures:

Amendment 1 mandated all Atlantic coastal states to enact a moratorium on harvest and possession of Atlantic sturgeon.

Overview of Stock Status Black Sea Bass, *Centropristis striata*



Management Considerations:

Condition: Overfished and overfishing is unknown.

FMP Stock Rebuilding Goals:

Biomass Threshold (3-year moving average of catch per tow of NEFSC spring survey) = 0.9 kg/tow

FMP Rebuilding Schedule:

Rebuild by 2010

FMP Status:

Joint management with Mid-Atlantic Fishery Management Council (Council). Amendment 13 approved in 1998. Addendum XII (state commercial allocation) and Addendum XIII (multi-year TALs) were approved in August 2004. In March 2006, the Commission and Council initiated development of Amendment 15 to address a broad range of management issues concerning summer flounder, scup, and black sea bass.

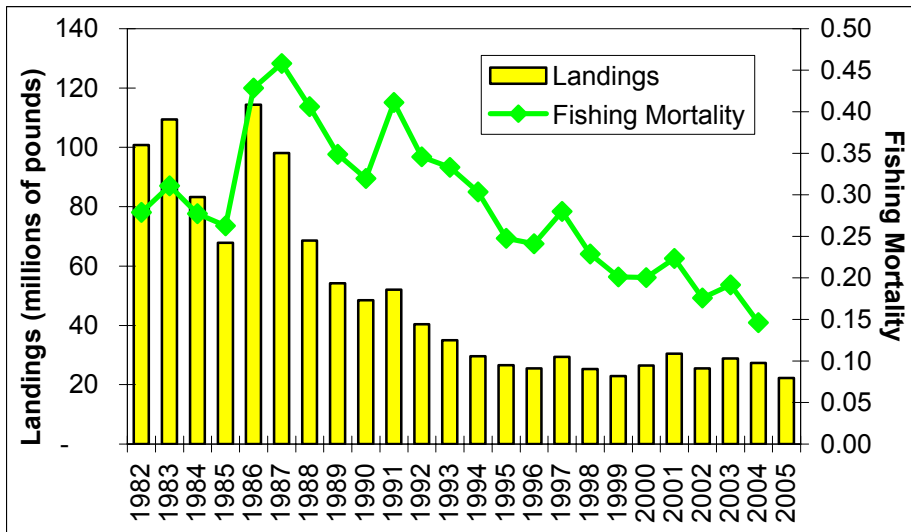
Primary Management Measures:

Annual total allowable landings (TAL) divided into a state-by-state commercial quota (49% of TAL) and recreational harvest limit (51% of TAL). Coastwide commercial management measures include minimum fish and mesh sizes, as well as pot/trap specifications. The Commission and the MAFMC determine coastwide recreational bag/size limits each year.

Overview of Stock Status Bluefish, *Pomatomus saltatrix*

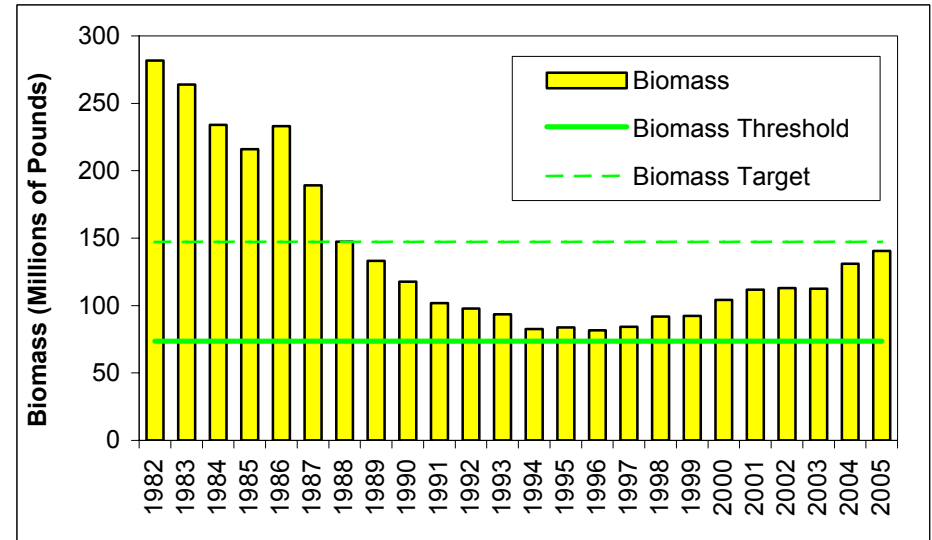
Bluefish Commercial Landings and Recreational Catch, with Estimated Fishing Mortality Rates, 1974 – 2005

Source: Northeast Regional Stock Assessment Workshop, 2005



Estimated Bluefish Biomass, 1982 - 2005

Source: AMSFC Bluefish Technical Committee, 2006



Management Considerations

Condition: Not overfished and overfishing is not occurring

FMP Stock Rebuilding Goals:

Fishing Mortality Rebuilding Target ($F_{rebuild}$) = 0.31

Fishing Mortality Target (F_{MSY}) = 0.19

Fishing Mortality Threshold ($F_{threshold}$) = 0.4

Biomass threshold ($1/2 B_{MSY}$) = 73.5 million lbs (33,339 mt)

Biomass target = 147.05 million lbs (66,678 mt)

Biomass₂₀₀₄ = 140.4 million lbs (63,679 mt)

FMP Rebuilding Schedule:

The FMP identifies a 9-year rebuilding period with year one in 1999.

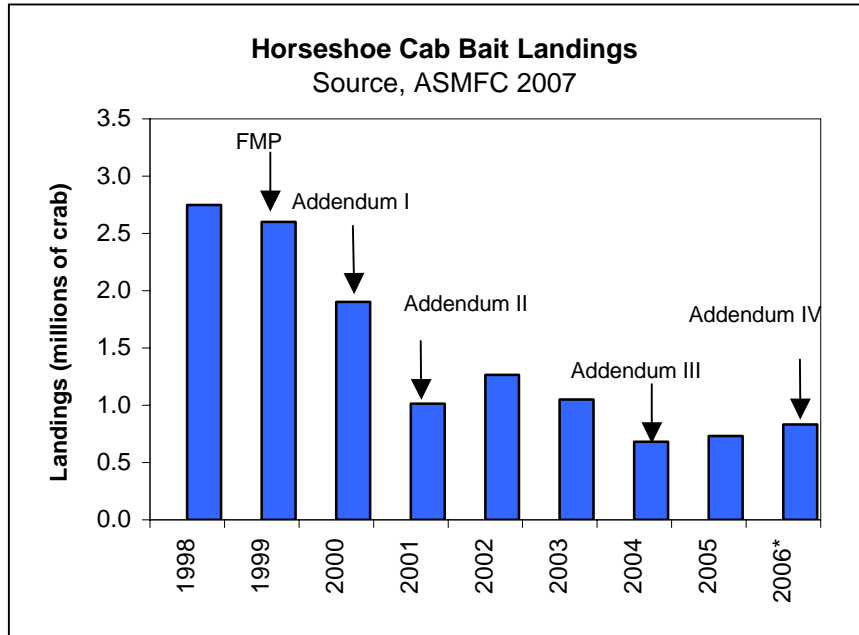
FMP Status:

Joint management with the Mid-Atlantic Fishery Management Council. Amendment I approved in July 2000 and implemented in August 2000. An updated stock assessment was approved by SAW/SARC in 2005.

Primary Management Measures:

For the first two years of the rebuilding plan (1999-2000), F was set at ($F=0.51$), reduced to $F=0.41$ in years 3-5 (2001-2003) and finally to $F=0.31$ in years 6-9 (2004-2007). During the rebuilding period, the target F for the next fishing year would be set at the level specified in the schedule or the level estimated for the most recent year, whichever is lower. Annual total allowable landings (TAL) are divided into a commercial quota (17% of TAL) and recreational harvest limit (83% of TAL). Commercial trip limits and seasons are determined on a state-by-state basis. The coastwide recreational bag limit is 15 fish.

Overview of Stock Status Horseshoe Crab, *Limulus polyphemus*



*Note: 2006 data are preliminary

Regional Trends in Horseshoe Abundance Source: ASMFC Horseshoe Crab Stock Assessment Report, 2004			
Region	Sub-region	Time series duration of longest dataset	Conclusion about population change
Southeast		1995-2003	Stable
Delaware Bay		1988-2003	Declined
New York	W. Long Island Sound, various bays	1987-2003	Stable or increased
	E. Long Island Sound, Peconic Bay	1980-2003	Declined from peak levels in early to mid 1990s, but consistent with mid 1980s levels
New England	Cape Cod	1978-2002	Declined or stable
	Narragansett Bay	1975-2002	Declined

Condition: Unknown

FMP Stock Rebuilding Goals: None

FMP Rebuilding Schedule: None

FMP Status:

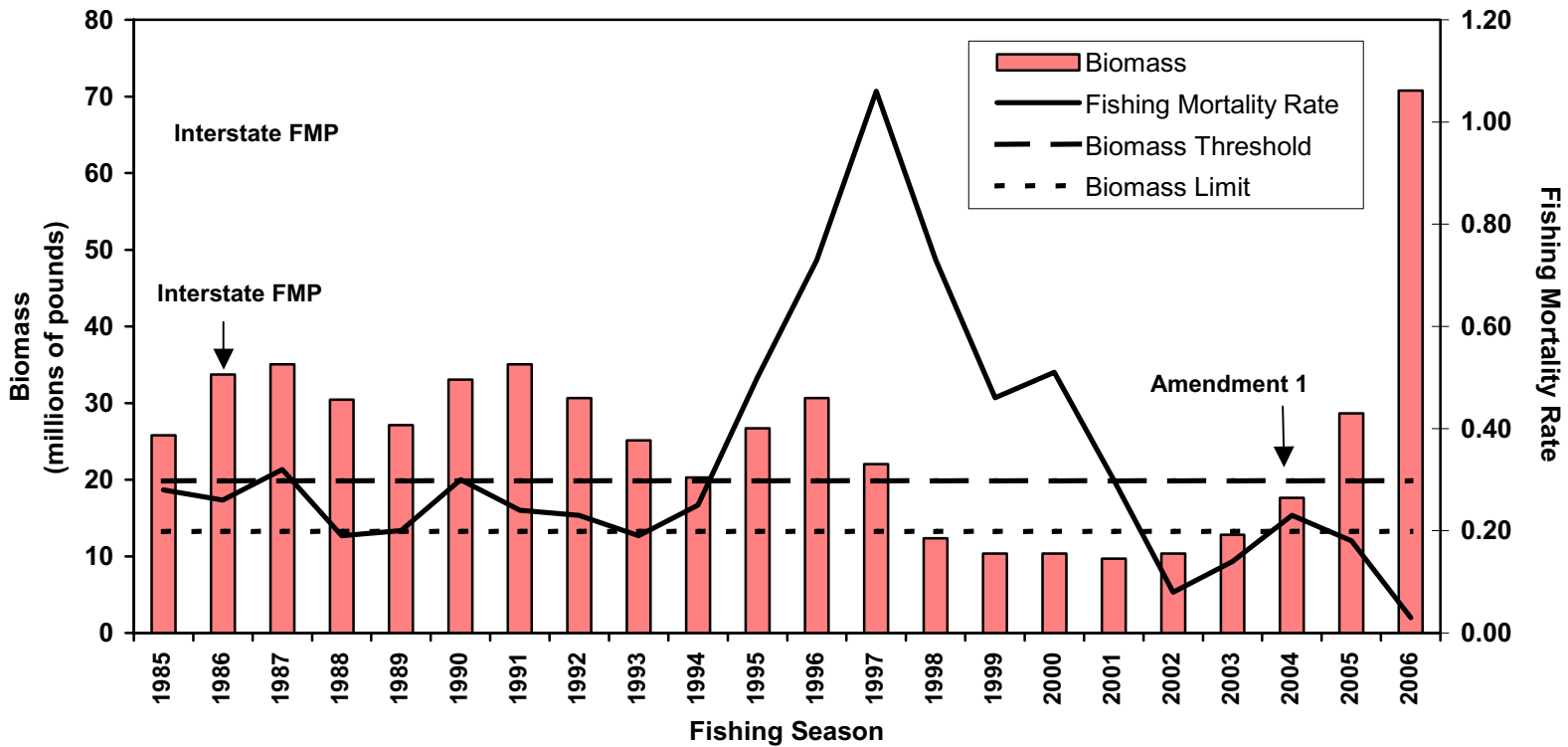
- FMP approved in 1998, implemented in 1999.
- Addendum I, implemented in 2000, requires states to cap harvest at 25 percent below 1995-1997 levels of 2,999,491 horseshoe crabs and encourages states with more restrictive measures to maintain those measures. Addendum II, implemented in 2001, allows for state-to-state quota transfers.
- Addendum III, implemented in 2004, capped annual harvest in NJ and DE at 150,000 crabs/state and sets MD's annual quota at its 2001 landings level (170,653 crabs); three states also prohibited from the harvest and landings of horseshoe crab for bait from May 1 to June 7.
- Addendum IV, approved in May 2006, establishes a male-only harvest of up to 100,000 crabs annually from June 8 to December 31 through the September 2008 in New Jersey and Delaware. It also sets an annual closed season in Maryland waters from January 1 through June 7 for the next two years. Addendum IV further restricts Virginia's ocean harvest to no more than 40% of its quota and requires that the sex ratio of the harvest comprise at least 2 to 1 males to females.

Primary Management Measures:

The commercial bait fishery is controlled through state-by-state quotas and closed seasons.

Overview of Stock Status Northern Shrimp, *Pandalus borealis*

**Gulf of Maine Northern Shrimp Total Stock Biomass,
using the Collie-Sissenwine analysis**
Source: ASMFC Northern Shrimp Technical Committee, 2006



Management Considerations:

Condition: Not overfished and overfishing is not occurring

FMP Stock Rebuilding Goals:

Amendment 1:

Fishing Mortality Target = 0.22

Fishing Mortality Limit = 0.6

Stock Biomass Threshold = 19.8 million pounds (9,000 mt)

Stock Biomass Limit = 13.2 million pounds (6,000 mt)

FMP Rebuilding Schedule: None. Management action triggered when fishing mortality exceeds $F = 0.22$ or biomass falls below threshold.

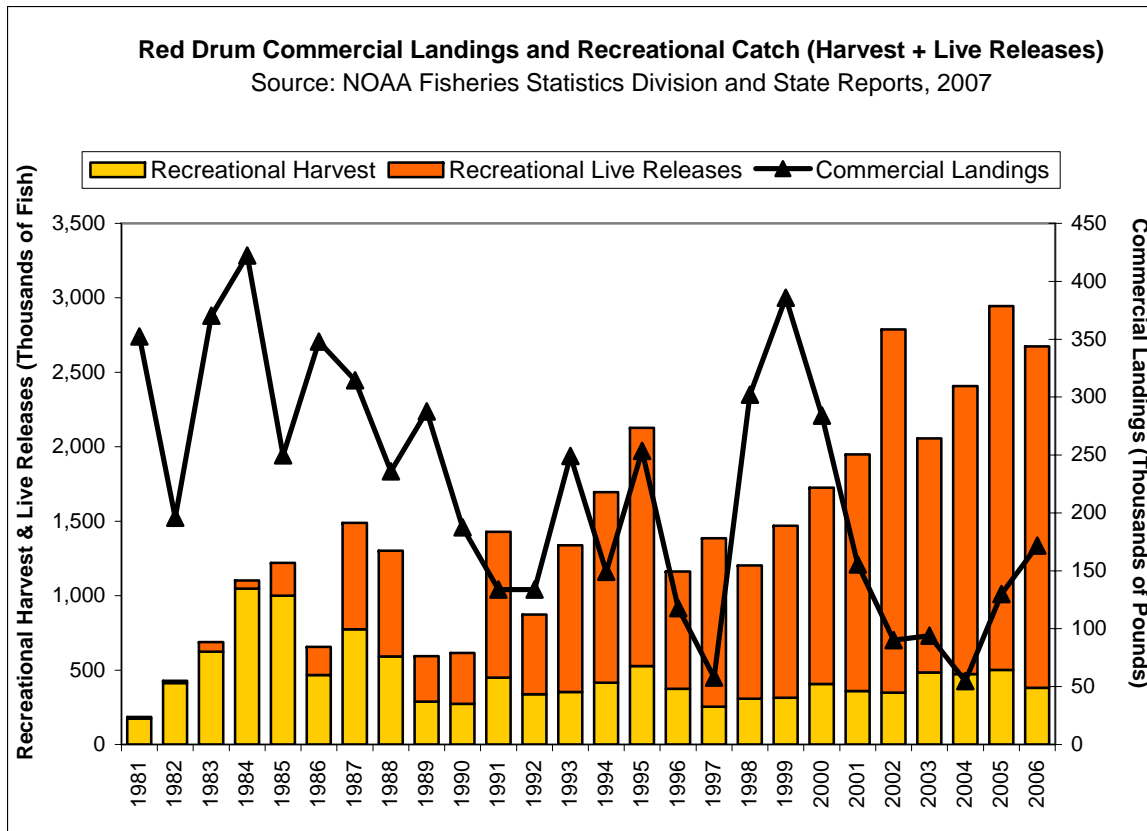
FMP Status:

Amendment 1 approved in May 2004; state implementation in July 2004.

Primary Management Measures:

Fishery specifications are set annually and primarily consist of seasonal closures and mesh size restrictions. However, Amendment 1 provides a suite of management tools to be implemented through adaptive management. 2006/2007 season is set at 151 days.

Overview of Stock Status Red Drum, *Sciaenops ocellatus*



Recreational Management Measures by State

State	Size Limit (TL Inches)	Possession Limit (# of Fish)
FL	18 – 27	1
GA	14 – 23	5
SC	15 – 23	3
NC	18 – 27	1
VA	18 – 26	3
PRFC	18 – 25	5
MD	18 – 27	1
DE	20 – 27	5
NJ	18 – 27	1

Management Considerations

Condition: Overfished (biomass unknown); overfishing condition is unknown, but assumed to not be occurring*

FMP Stock Rebuilding Goals: Fishing Mortality Threshold = 30%SPR
Fishing Mortality Target = 40% SPR

FMP Rebuilding Schedule: None

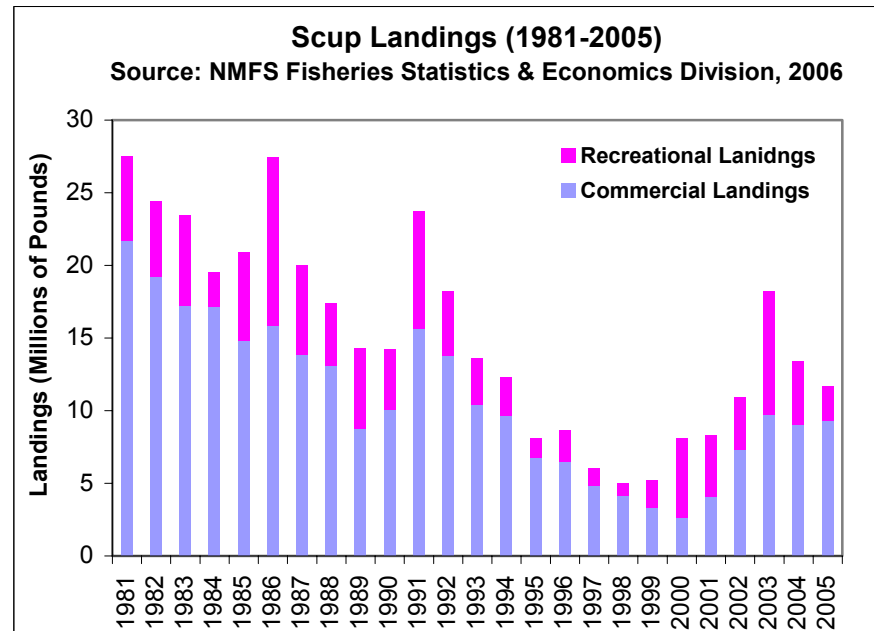
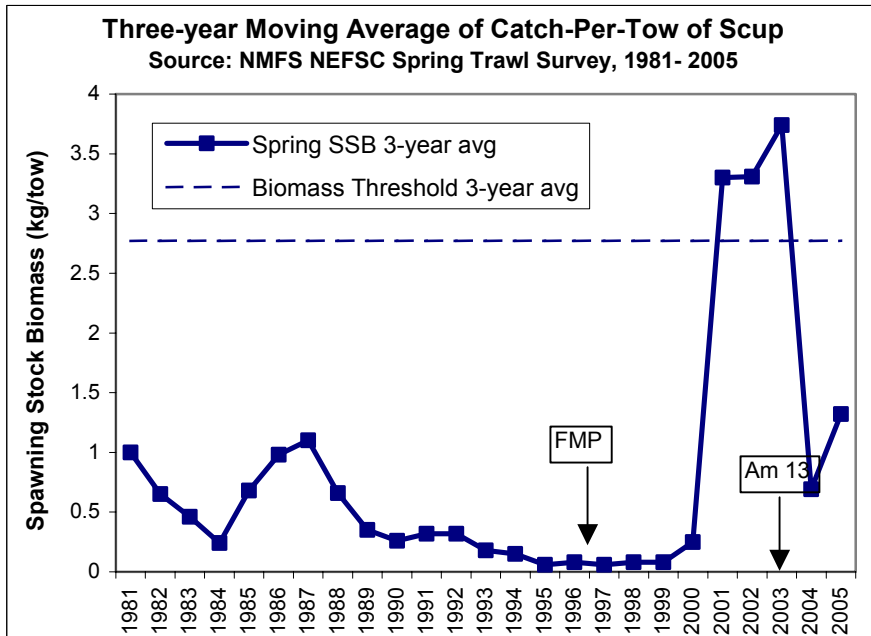
FMP Status: Amendment 2 approved June 2002 and implemented in January 2003

Primary Management Measures:

All states have implemented appropriate recreational bag and size limits to attain the management goal of 40%SPR, and a maximum size limit of 27 inches total length or less for all red drum fisheries. All states must also maintain current or more restrictive commercial fishery regulations for red drum.

* This data is from a 2000 stock assessment, which included data through 1998. The next stock assessment is scheduled for 2009.

Overview of Stock Status Scup, *Stenotomus chrysops*



Management Considerations:

Condition: Overfished; overfishing status unknown.

FMP Stock Rebuilding Goals:

Biomass Threshold (3-year moving average of catch per tow of NEFSC spring survey) = 2.77 kg/tow

$F_{max}=0.25$ (F_{max} is a proxy for F_{msy})

FMP Rebuilding Schedule:

Rebuild by 2010

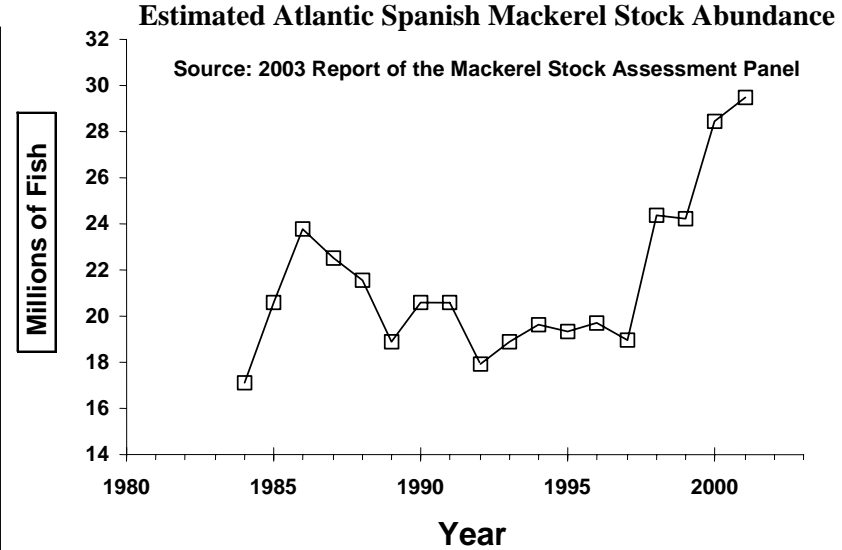
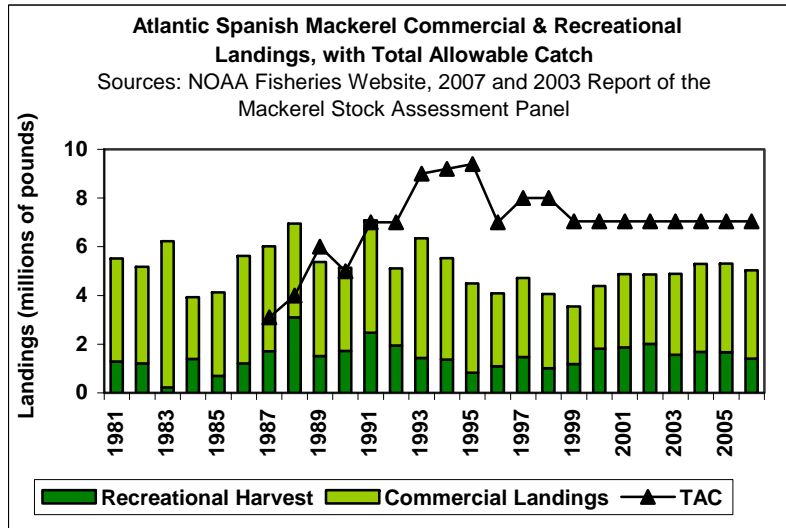
FMP Status:

Joint management with Mid-Atlantic Fishery Management Council (MAFMC). Amendment 13 approved in 2002. Addendum XIII (multi-year TALs) was approved in August 2004. In March 2006, the Commission and Council initiated development of Amendments 14 (scup rebuilding schedule) and 15 (a broad range of management issues concerning summer flounder, scup, and black sea bass).

Primary Management Measures:

Total annual quotas are divided between the recreational fishery (22%) and the commercial fishery (78%). Recreational fishery management measures are developed annually and include a combination of minimum size limits, bag limits and fishing seasons. A coastwide quota regulates the winter period (November-April), while state-by-state quotas regulate the summer period (May-October). Specific management measures for the commercial fishery include minimum size limits, minimum mesh requirements for trawls and closed seasons.

Overview of Stock Status Spanish Mackerel, *Scomberomorus maculatus*



Management Considerations

Condition: Not overfished and overfishing is not occurring

FMP Stock Rebuilding Goals:

Biomass threshold = $(1-M)^*_{BMSY}$

Fishing mortality threshold = $F_{30\%SPR}$

FMP Rebuilding Schedule:

None. The stock will continue to be rebuilt until the stock biomass is restored to greater than B_{MSY} within in an unspecified time frame.

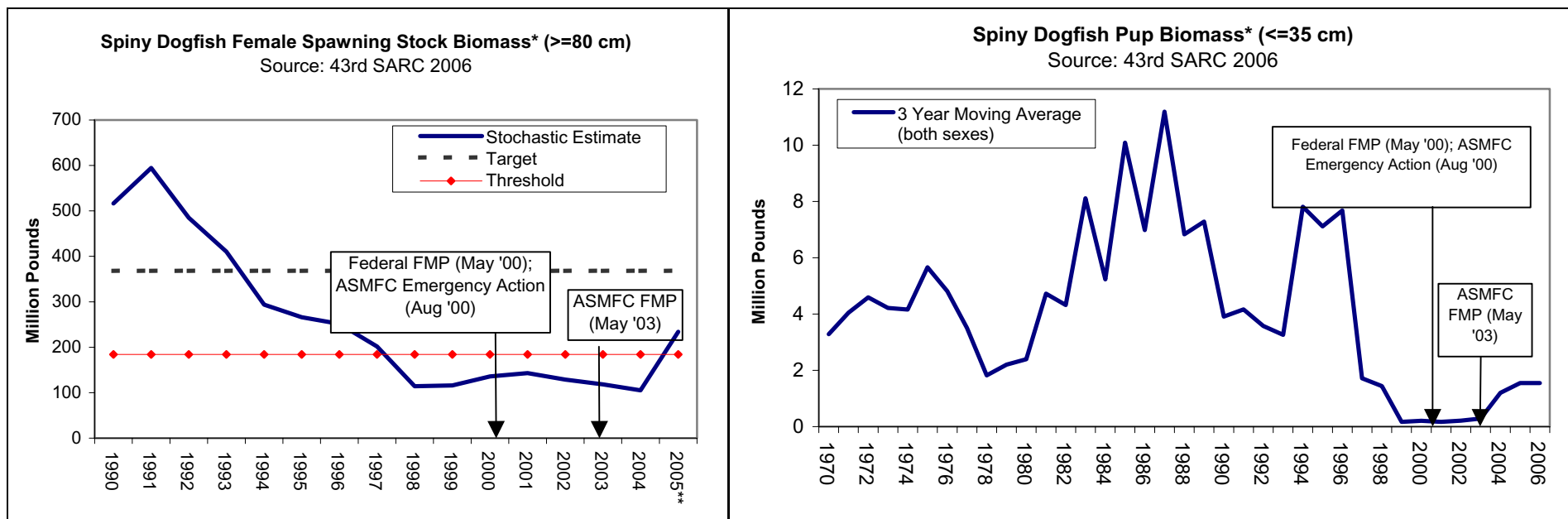
FMP Status:

Joint management with the South Atlantic Fishery Management Council. Interstate FMP approved in 1990.

Primary Management Measures:

The annual total allowable catch (TAC) is allocated on a 55:45 basis between the commercial and recreational fisheries. The commercial fishery is controlled through an annual quota and trip limits, while the recreational fishery is managed through a maximum bag limit of 15 fish and at least a minimum size limit of 12 inches total length (between New York and Florida).

Overview of Stock Status Spiny Dogfish, *Squalus acanthias*



*Stochastic models are considered the most reliable spiny dogfish SSB estimation method by the 43 SARC, based on available data and data collection techniques. Stochastic models are an improvement over previously used three-year moving averages that do not adjust for variability. The stochastic model used here takes a three-year average using data from the previous and subsequent year. A minimum trawl footprint estimate that takes a three-year moving average (using data from the previous 2 years) was used to calculate pup biomass.

**The 2005 estimate of biomass is strongly influenced by the 2006 survey estimate. The difference between the 2005 and 2006 biomass estimates are not biologically reasonable. Either the 2005 estimate is too low or the 2006 estimate is too high.

Management Considerations

Condition:

Not overfished**. Overfishing is not occurring

FMP Stock Rebuilding Goals:

Female SSB threshold (1/2 SSB max) = 83,500 mt

Female SSB target (100% SSB max) = 167,000 mt

Fishing Mortality Rebuilding Target ($F_{rebuild}$) = 0.03

Fishing Mortality Target (F_{MSY}) = 0.082

Fishing Mortality Threshold ($F_{threshold}$) = 0.39

FMP Rebuilding Schedule:

None. The FMP does not identify a specific time period for rebuilding, but states, "The time necessary to rebuild the female portion of the spawning stock biomass if an F of 0.03 is maintained throughout the rebuilding period".

FMP Status:

FMP approved November 2002, implementation in 2003.

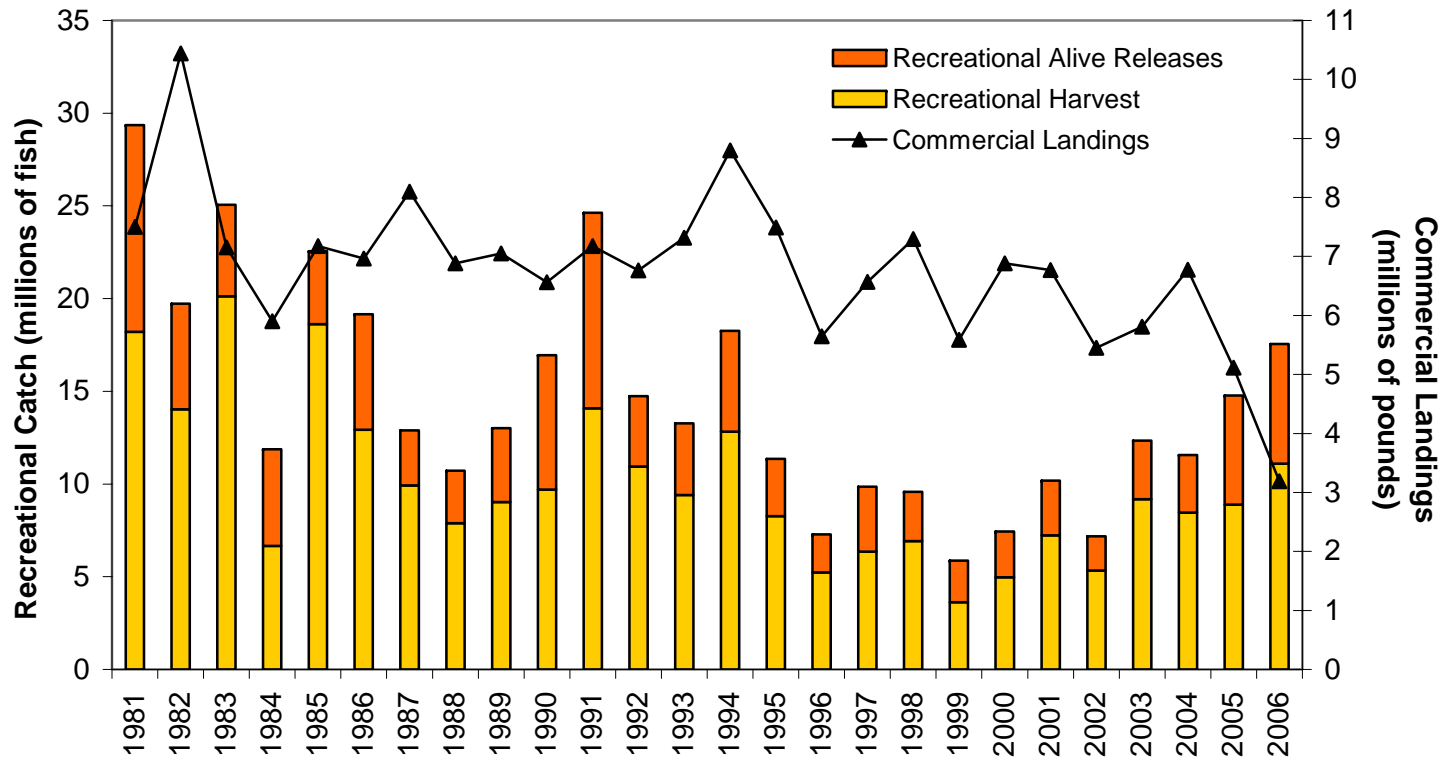
Primary Management Measures:

Constant fishing mortality (.03) with annual coastwide commercial quota (2005 - 2006 quota – 4 million pounds), allocated between two seasonal periods with trip limits: May 1 – October 31: 57.9% and 600 lbs; November 1 – April 30: 42.1% and 300 lbs.

Updated 10/13/06

Overview of Stock Status
Spot, *Leiostomus xanthurus*

Spot Commercial and Recreational Landings
 Source: NMFS Fisheries Statistics Division, 2007



Management Considerations

Condition: Unknown

FMP Stock Rebuilding Goals: None

FMP Rebuilding Schedule: None

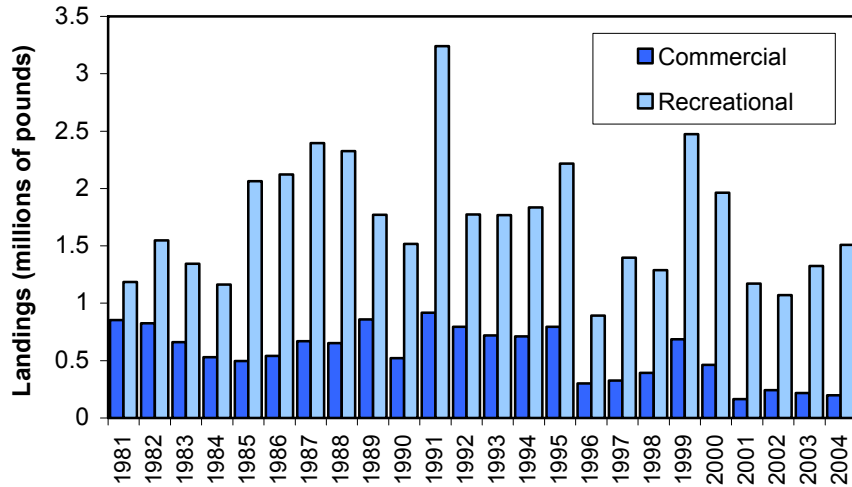
FMP Status: FMP approved in 1987.

Primary Management Measures: None

Overview of Stock Status Spotted Seatrout, *Cynoscion nebulosus*

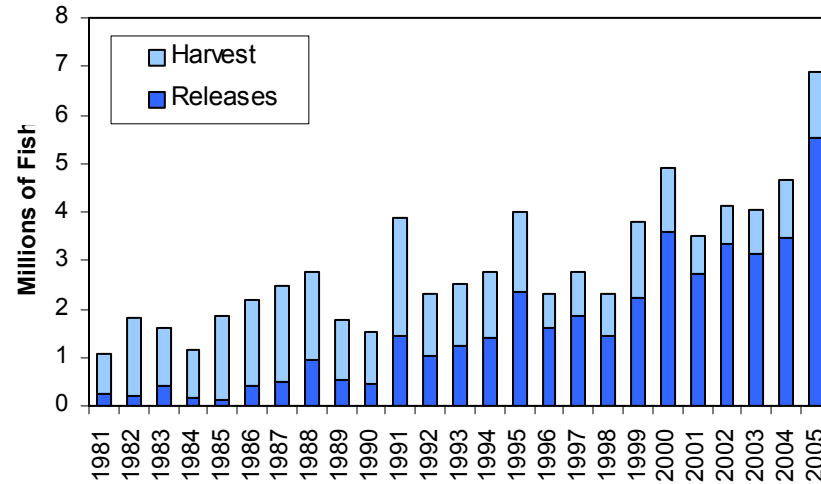
Spotted Seatrout Commercial and Recreational Landings

Source: NOAA Fisheries Website, 2005



Spotted Seatrout Recreational Harvest and Releases

Source: NMFS Fisheries Website, 2006



Management Considerations:

Condition: Unknown

FMP Stock Rebuilding Goals: Objective of maintaining Spawning Potential Ratio (SPR) to at least 20%

FMP Rebuilding Schedule: None

FMP Status:

FMP approved in 1984; Amendment I approved in 1991.

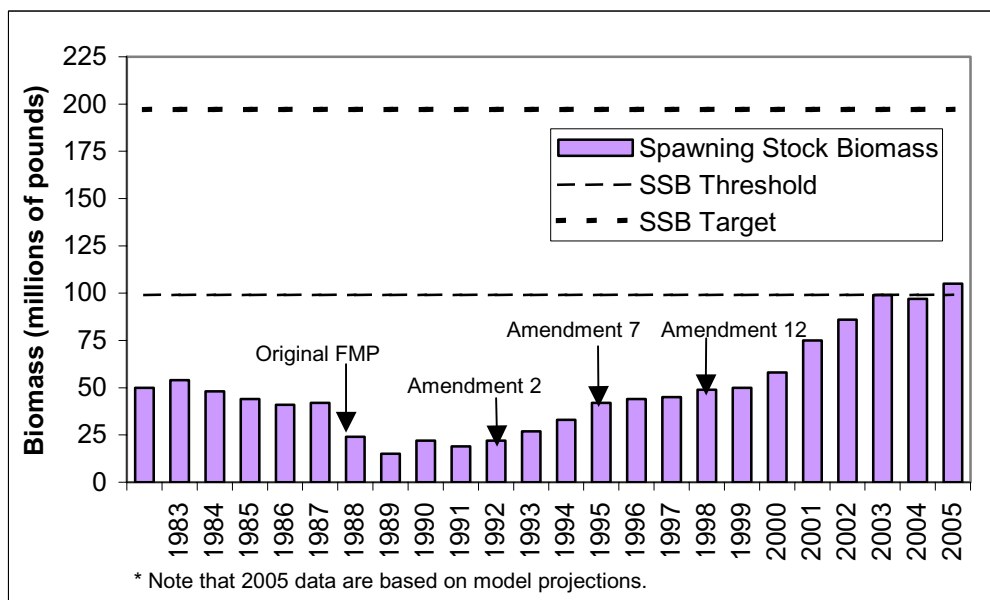
Primary Management Measures:

There are no coastwide management measures. However, Florida's Spotted Seatrout FMP has a goal of 35% SPR, while South Carolina and Georgia have adopted the ASFMC's recommended goal of 20% SPR. All states in the management unit (MD – FL) have implemented a minimum size limit of 12 inches total length.

Overview of Stock Status Summer Flounder, *Paralichthys dentatus*

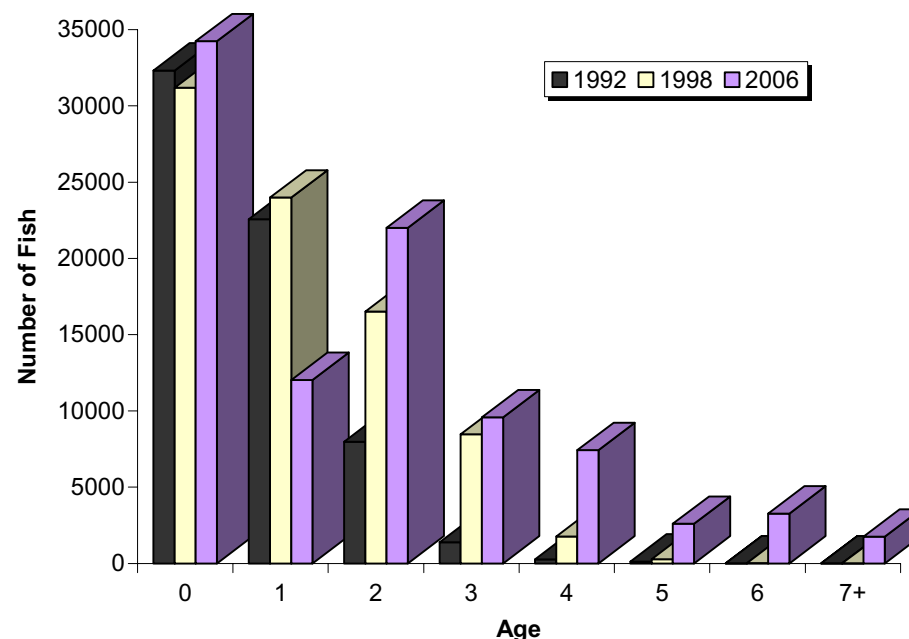
Summer Flounder Spawning Stock Biomass

Source: Summer Flounder Assessment & Biological Reference Point Update, 2006



Summer Flounder Abundance at Age: 1992, 1998, and 2006

Source: Summer Flounder Assessment & Biological Reference Point Update, 2006



Management Considerations:

Condition: Not overfished and overfishing is occurring. Current fishing mortality is $F=0.407$ and SSB is equal to 104.7 million pounds.

FMP Stock Rebuilding Goals:

Fishing Mortality Target/Threshold = 0.276
 SSB Threshold = 98.559 million pounds
 SSB Target = 197.118 million pounds

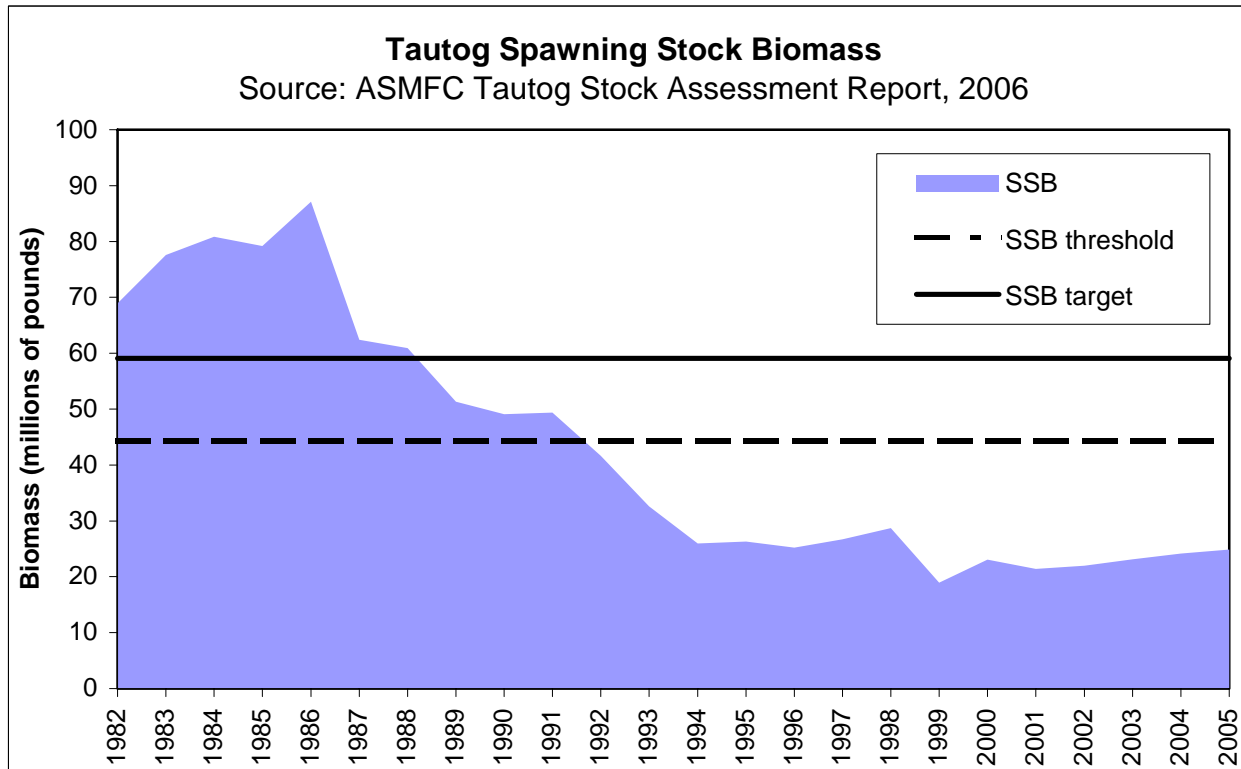
FMP Rebuilding Schedule:

Rebuild by 2010* (*this will likely extend to 2013 with reauthorization of the Magnuson Stevens Fishery Conservation and Management Act)

FMP Status: Joint management with Mid-Atlantic Fishery Management Council. Amendment 12 approved in 1998. Addendum XIII (multi-year TALs) was approved in August 2004. Addendum XVII (August 2005) provides additional management strategies in setting recreational regulations. Addendum XVIII (February 2006) allows states to voluntarily maintain their 2005 recreational management measures in order to transfer savings to states facing severe reductions. In March 2006, the Commission and Council initiated development of Amendment 15 to address a broad range of management issues concerning summer flounder, scup, and black sea bass.

Primary Management Measures: Annual total allowable landings (TAL) divided into a state-by-state commercial quota (60% of TAL) and recreational harvest limit (40% of TAL). Coastwide commercial management measures include minimum fish and mesh sizes. Recreational bag/size limits and seasons are determined on a state-by-state basis using conservation equivalency.

Overview of Stock Status Tautog, *Tautoga onitis*



Management Considerations:

Condition: Overfished.

Overfishing on the stock was not occurring in 2005 based on the $F_{target} = 0.30$ (coastwide $F = 0.28$). Addendum IV and V established a new $F_{rebuild} = 0.20$ for 2008 and beyond. All states in the management unit have submitted management programs that will exert $F < 0.20$ beginning in 2008. The 2009 assessment update will reveal if $F > 0.20$ under the new management measures.

FMP Stock Rebuilding Goals:

Female SSB threshold (75% target) = 20,100 mt (44.3 million pounds)

Fishing Mortality Target $F_{rebuild} = 0.20$

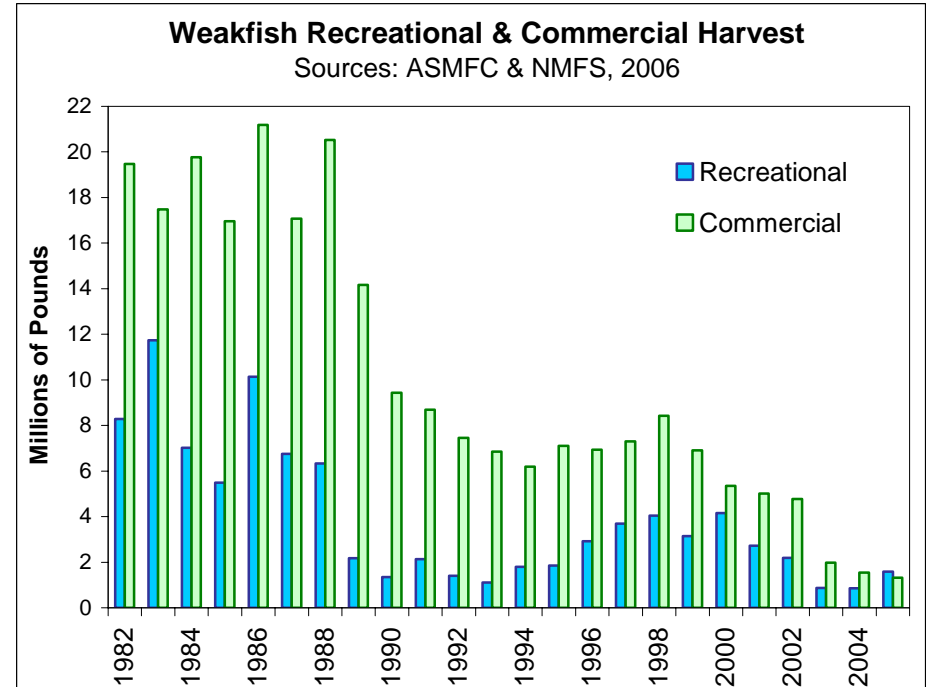
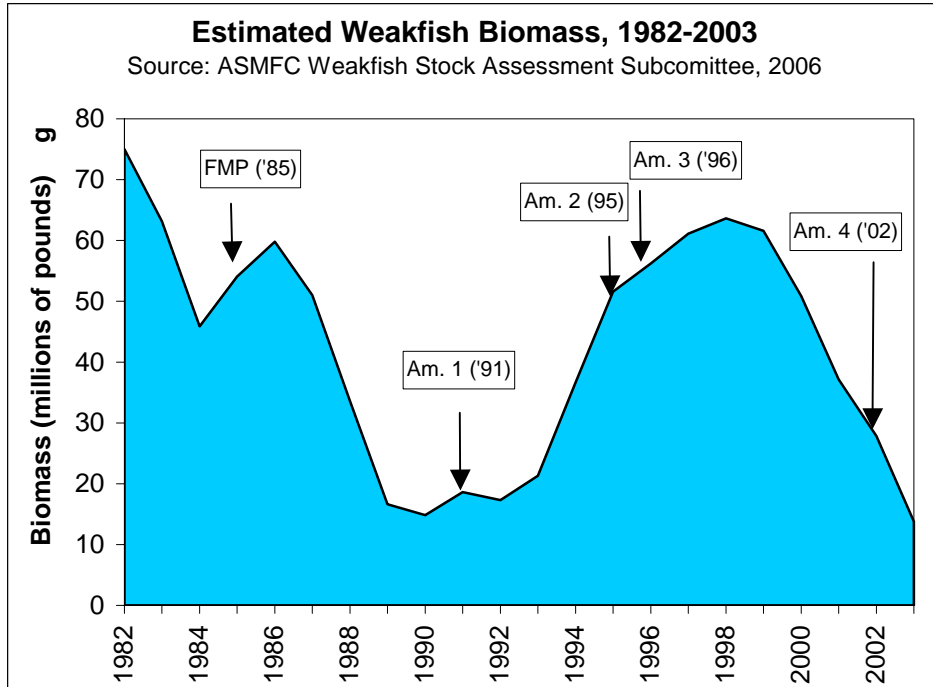
Female SSB target = 26,800 mt (59.1 million pounds)

FMP Status: FMP (1996); Addendum I (1997); Addendum II (1999); Addendum III (2002); Addendum IV (2007); Addendum V (2007)

Primary Management Measures:

14" minimum size limit. Fishing mortality rate controlled by possession limits and seasonal closures.

Overview of Stock Status Weakfish, *Cynoscion regalis*



Condition: depleted, overfishing not occurring

FMP Stock Control Rules:

Fishing Mortality Target = 0.31
Fishing Mortality Threshold = 0.5

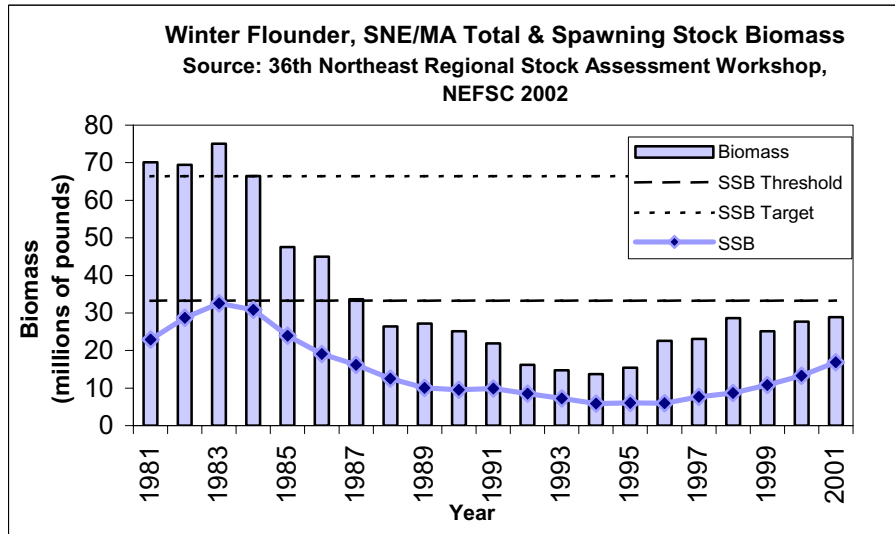
Spawning Stock Biomass Threshold = 31.8 million pounds (amount based on 2002 assessment; threshold may need to be modified to reflect 2006 assessment methodologies)

FMP Rebuilding Schedule: FMP specifies a 6-year rebuilding period if SSB falls below the threshold level or the fishing mortality threshold is exceeded in any two consecutive year period.

FMP Status: Amendment 4, implemented in 2003, established overfishing and overfished definitions, provided alternative recreational fish size and creel limit options, and increased the commercial bycatch limit. Addendum I (2005) replaces Amendment 4's biological sampling program with the goal of providing ample data to support stock assessment efforts. Addendum II (2007) implements several management measures to control expansion of the fishery in the event that stock status improves: more conservative recreational creel limits, a reduced commercial bycatch limit, and two management triggers based on harvest that will require the Management Board to reevaluate the management program when reached.

Primary Management Measures: The commercial fishery is controlled through minimum size, closed season, closed area, mesh size regulations, and bycatch reduction devices in the shrimp fishery. The recreational fishery is managed through bag and size limits.

Overview of Stock Status Winter Flounder, *Pseudopleuronectes americanus*



Management Considerations:

Condition: Overfished and overfishing is occurring

FMP Stock Rebuilding Goals:

F Target = 0.24 SSB Target = 66.4 million lbs (30,100 mt)
F Threshold = 0.32 SSB Threshold = 33.2 million lbs (15,050 mt)

FMP Status:

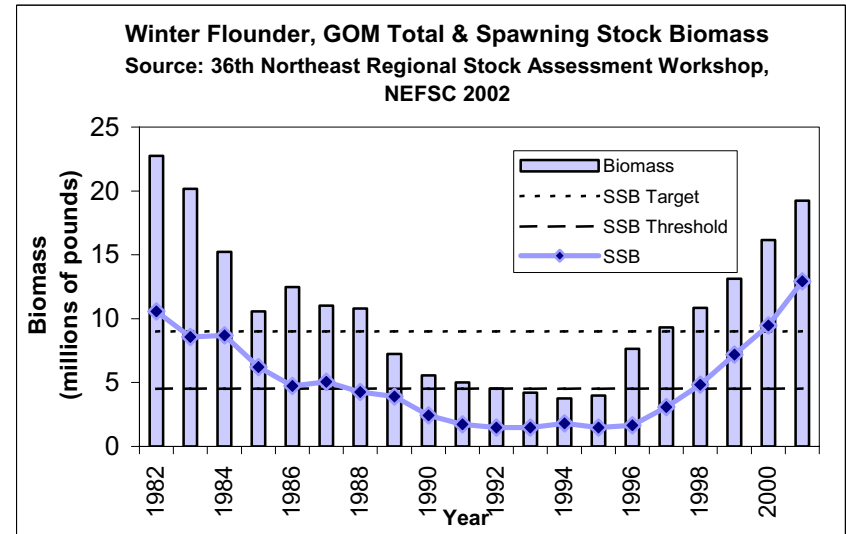
Amendment 1 approved in March 2005

Primary Management Measures:

For the SNE/MA stock, recreational measures include a 12-inch minimum size limit, a 10-fish creel limit, and a 60-day open season. Twenty days of March and April must be closed and the 60-day open season cannot be divided into more than two periods. For the GOM stock, recreational measures include a 12-inch minimum size limit, an eight-fish creel limit, and no requirements for closed seasons.

Amendment 1 anticipates a large reduction in F for the offshore commercial fishery with implementation of the New England Fishery Management Council's Amendment 13 to Northeast Multispecies Fishery Management Plan for Groundfish. To complement these actions in state waters, Amendment 1 establishes commercial management measures of a 12-inch minimum size limit and a minimum 6.5-inch diamond or square mesh size for the SNE/MA stock. States in the region must also retain their existing commercial season closures.

For the GOM stock, the Amendment establishes a 12-inch minimum size limit, a mesh size consistent with that in the EEZ adjacent to state waters (currently 6.5-inch diamond or square mesh), and maintenance of existing commercial season closures.



Management Considerations:

Condition: Not overfished and overfishing is not occurring

FMP Stock Rebuilding Goals:

F Target = 0.32 SSB Target = 9.0 million pounds (4,100 mt)
F Threshold = 0.43 SSB Threshold = 4.5 million pounds (2,050 mt)